









# ATA ATA Awa A&B GROW GUIDE

dosage on 1 litre water  
pH: 5.2 - 5.5  
EC: 1.2 - 2.2

WEEK:	1	2	3	4	5	6	7	8	9	10
 LIGHT:	18h	12h	12h	12h	12h	12h	12h	12h	12h	
      	ATA Rootfast 1 - 5 ml									
			Atazyme 1 - 3 ml							
	ATA Awa Leaves A: 1 - 4 ml B: 1 - 4 ml									
			ATA Awa Max A: 2 - 4 ml B: 2 - 4 ml							
			ATA XL 1 - 1,5 ml							
			ATA PK13/14 1 - 2 ml							
			ATA Clean 0,05 - 0,1 ml							



0091546.1113



**ATAMI**

NATURALLY INNOVATING

Atami BV • Huisbergenweg 7-9 • 5249JR Rosmalen • the Netherlands  
T. +31 (0) 73 52 23256 • F. +31 (0) 73 52 13259 • info@atami.com • www.atami.com



Deutschland:	<a href="https://www.growland.net">https://www.growland.net</a>
Europe:	<a href="https://www.growland.biz">https://www.growland.biz</a>
France:	<a href="https://www.growland.fr">https://www.growland.fr</a>
España:	<a href="https://www.growland.es">https://www.growland.es</a>
Österreich:	<a href="https://www.growland.at">https://www.growland.at</a>
Nederland:	<a href="https://www.growland.nl">https://www.growland.nl</a>
Italia:	<a href="https://www.growland.it">https://www.growland.it</a>
United Kingdom:	<a href="https://www.growland.co.uk">https://www.growland.co.uk</a>